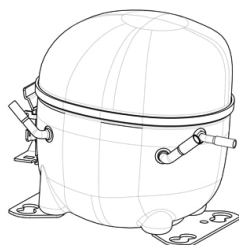



NEK6170Z



 **ENGINEERING CODE**
267DA71

 **REFRIGERANT**
R-134a

 **POWER SUPPLY**
220-240 V 50 Hz

 **APPLICATION**
HBP

 **MOTOR TYPE**
CSIR

 **STANDARD**
ASHRAE

 **COOLING CAPACITY**
842 W

 **EFFICIENCY**
2.44 W/W



DATA

GENERAL DATA

Model	NEK6170Z
Type	Hermetic Reciprocating
Technology	ON/OFF
Compressor Application	HBP
Expansion Device	Capillary Tube or Expansion Valve
Compressor Cooling	Fan/220
HP	1/4+
Starting Torque	HST
Plant	SLOVAKIA

ELECTRICAL DATA

Start Winding Resistance	28.9 Ω at 25°C
Run Winding Resistance	6.8 Ω at 25°C

MECHANICAL DATA

Displacement	8.39 cm ³
Oil Charge	350 ml
Oil Type	ESTER
Oil Viscosity	ISO22
Weight	10 Kg

ELECTRICAL COMPONENTS

Start Capacitor	43-53 µf/330 V
CSR CSIR BOX	No
Starting Device Type	RELAY
Overload Protection	T0186/G6

EXTERNAL CHARACTERISTICS

Base Plate	UNI
------------	-----

Connector	Internal Diameter	Shape	Material
Suction	8.1 mm	SLANTED 42°	COPPER
Discharge	6.45 mm	STRAIGHT	COPPER
Process	6.45 mm	SLANTED 42°	COPPER

PERFORMANCE

TESTED CONDITIONS

Tested Refrigerant	R-134a
Tested Application	HBP
Tested Standard	ASHRAE
Tested Cooling	Fan
Tested Voltage	220 V
Tested Frequency	50 Hz
Refrigerant Temperature	Dew

RATED POINTS

Condensing Temperature °C	Evaporating Temperature °C	Cooling Capacity W	Efficiency W/W	Power Consumption W	Current A	Gas Flow Rate kg/h
54.4	7.2	842	2.44	345	2.09	18.63

Test Condition: Subcooling 8.3 K, Return Gas 35 °C. Data generated in accordance to EN 12900:2013 polynomial equation and tolerance guidelines.

PERFORMANCE CURVE**Condensing Temperature 35°C**

Evaporating Temperature °C	Cooling Capacity W	Efficiency W/W	Power Consumption W	Current A	Gas Flow Rate kg/h
-15	419	2.13	197	1.62	7.72
-10	528	2.43	217	1.67	9.77
-5	658	2.78	237	1.72	12.22
0	810	3.20	253	1.77	15.12
5	986	3.76	262	1.81	18.51
10	1188	4.52	263	1.86	22.45

Test Condition: Subcooling 8.3 K, Return Gas 35 °C. Data generated in accordance to EN 12900:2013 polynomial equation and tolerance guidelines.

PERFORMANCE CURVE**Condensing Temperature 45°C**

Evaporating Temperature °C	Cooling Capacity W	Efficiency W/W	Power Consumption W	Current A	Gas Flow Rate kg/h
-15	366	1.72	212	1.63	7.29
-10	463	1.97	235	1.71	9.26
-5	579	2.23	260	1.78	11.63
0	716	2.51	285	1.86	14.46
5	876	2.85	307	1.93	17.79
10	1060	3.27	324	2.00	21.68

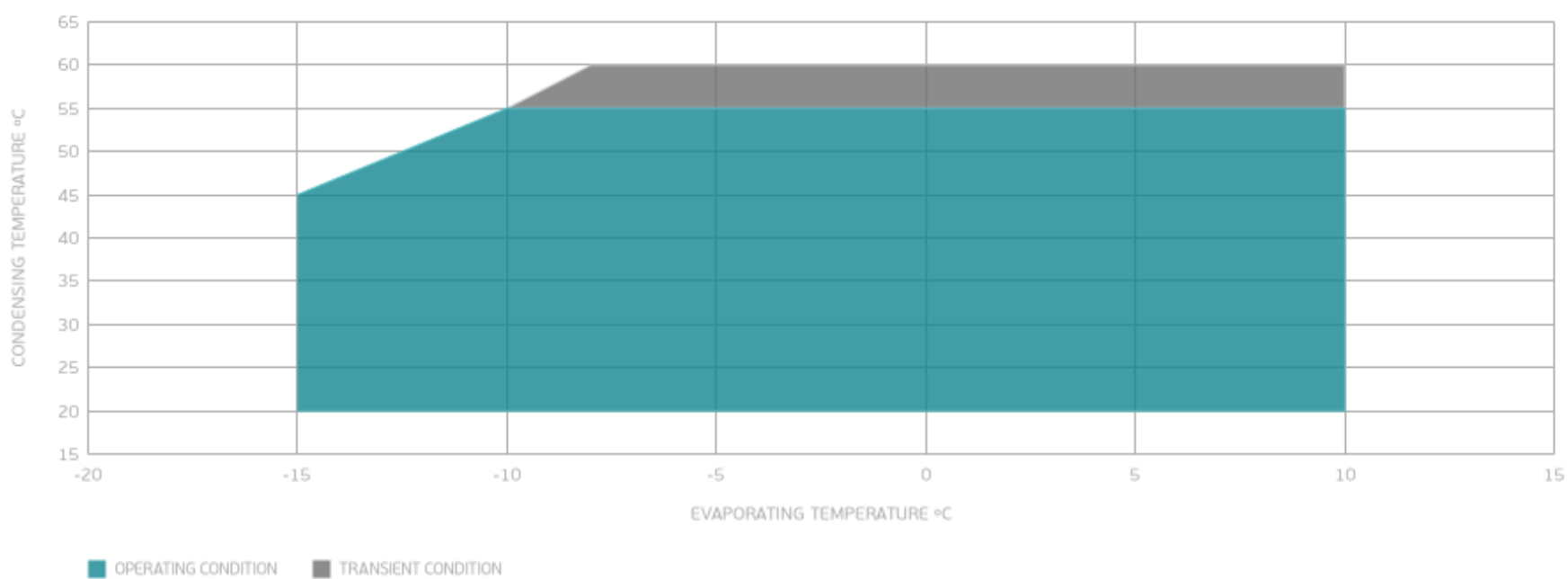
Test Condition: Subcooling 8.3 K, Return Gas 35 °C. Data generated in accordance to EN 12900:2013 polynomial equation and tolerance guidelines.

PERFORMANCE CURVE**Condensing Temperature 55°C**

Evaporating Temperature °C	Cooling Capacity W	Efficiency W/W	Power Consumption W	Current A	Gas Flow Rate kg/h
-10	400	1.63	246	1.78	8.73
-5	502	1.84	273	1.87	11.00
0	623	2.06	303	1.96	13.73
5	765	2.29	333	2.06	16.98
10	930	2.57	362	2.16	20.78

Test Condition: Subcooling 8.3 K, Return Gas 35 °C. Data generated in accordance to EN 12900:2013 polynomial equation and tolerance guidelines.

ENVELOPE



EXTERNAL DIMENSIONS

